

DEVELOPMENT CONTROL PERFORMANCE STATISTICS

**NATIONAL INDICATOR NI 157 (FORMERLY BV 109) -  
DETERMINING PLANNING APPLICATIONS**

**February 2009 Performance**

In February 2009 there were 110 planning applications determined, with performance in each category as follows -

33% of major applications were determined within 13 weeks (1 out of 3)

85% of minor applications were determined within 8 weeks (33 out of 39 cases)

81% of other applications were determined within 8 weeks (55 out of 68 cases)

For an explanation of the categories see Appendix I

**Year Performance – 2008/09**

In 2008/09 up to the end of February there were 1739 planning applications determined, with performance in each category as follows -

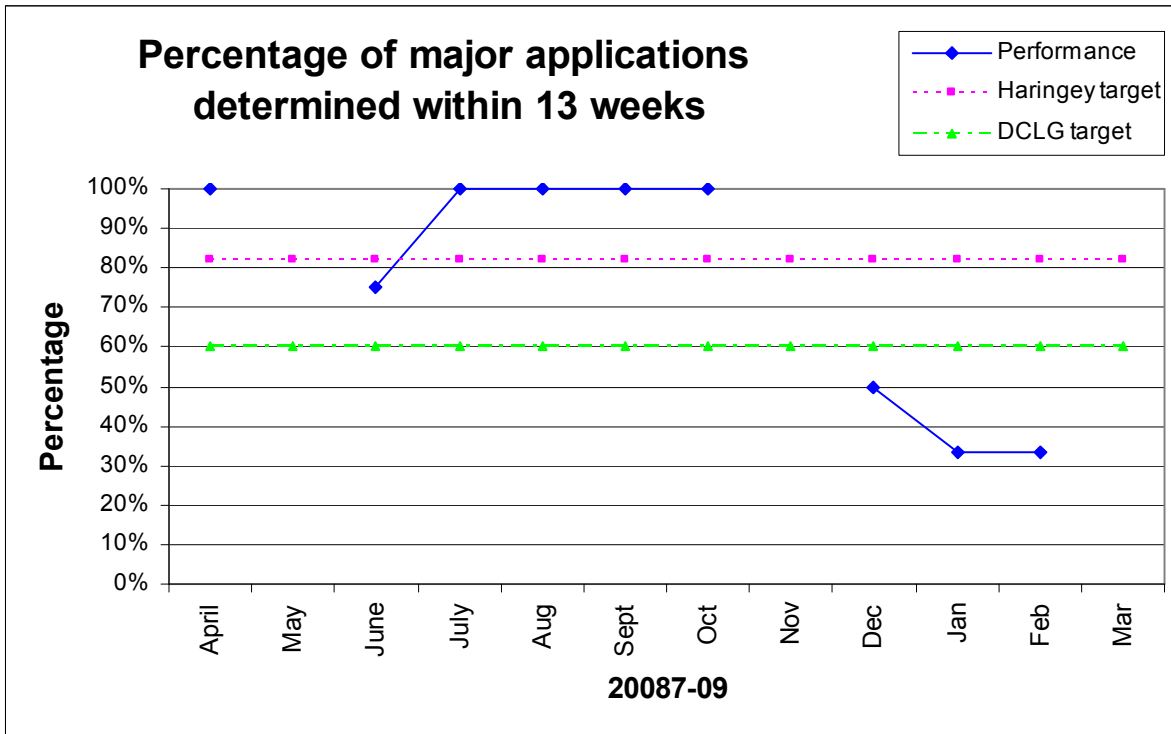
76% of major applications were determined within 13 weeks (19 out of 25 cases)

80% of minor applications were determined within 8 weeks (379 out of 473 cases)

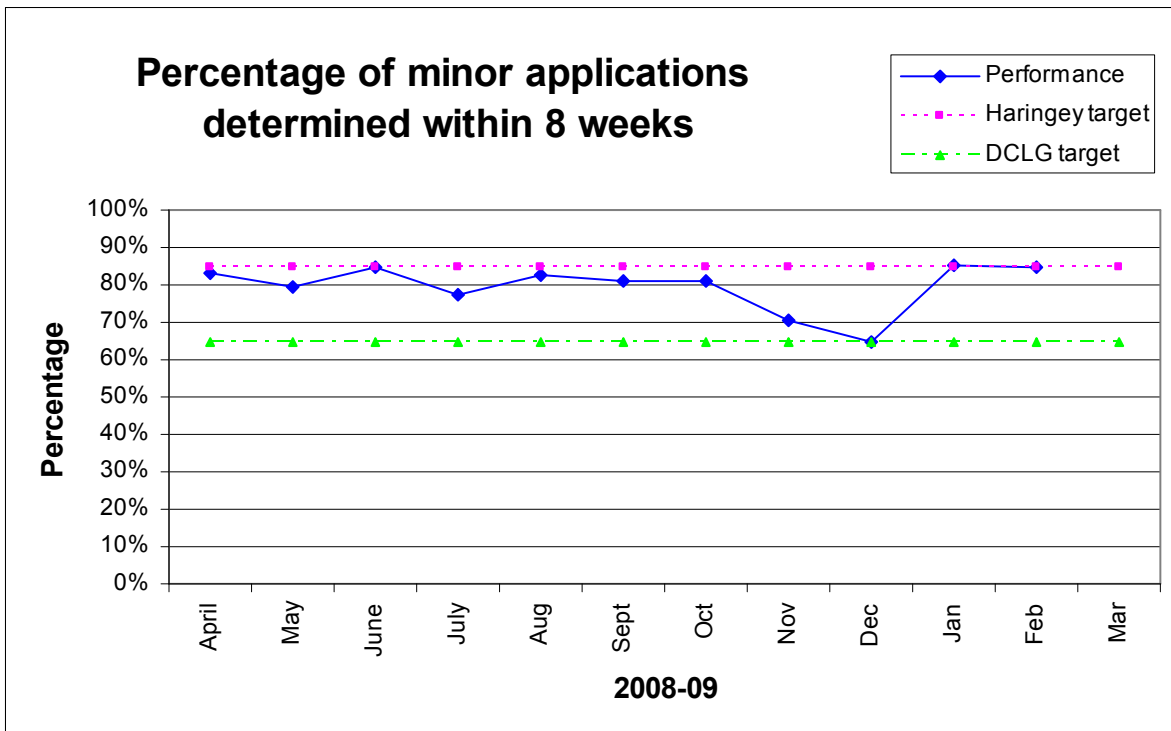
89% of other applications were determined within 8 weeks (1110 out of 1241 cases)

The monthly performance for each of the categories is shown in the following graphs:

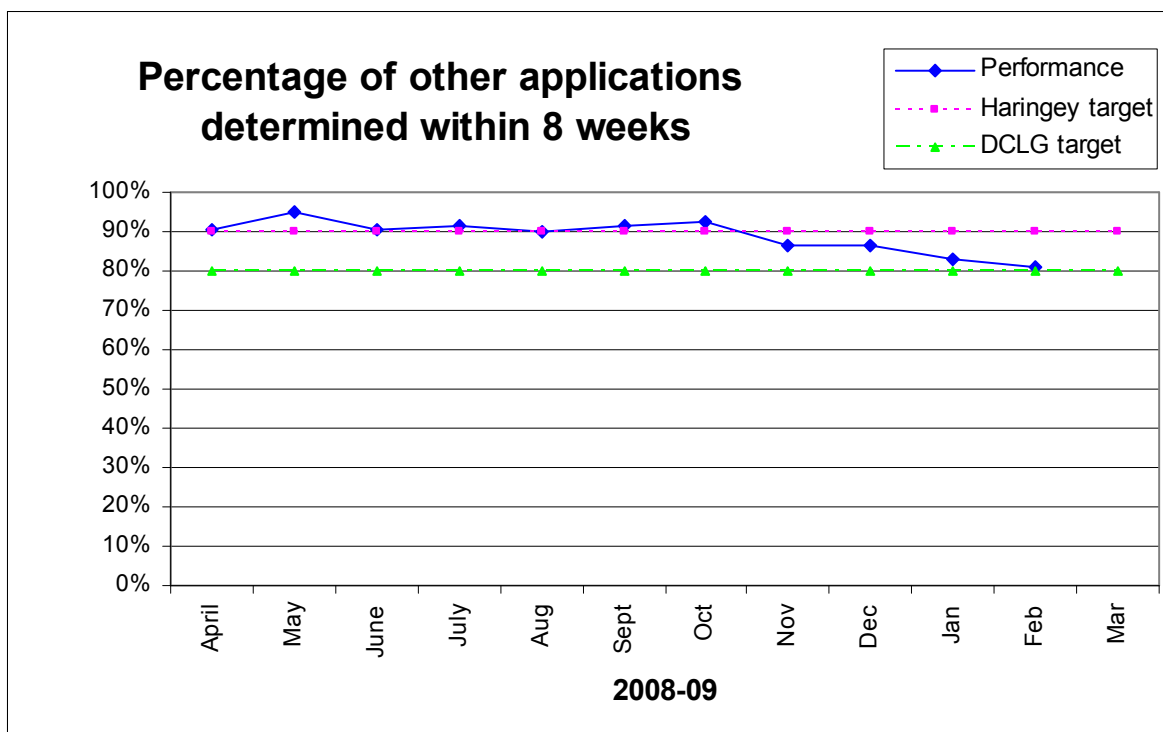
## Major Applications 2008/09



## Minor Applications 2008/09



## Other applications 2008/09



### Background/Targets

NI 157 (formerly BV 109) is one of the Department for Communities and Local Government (DCLG) National Indicators for 2008/09.

It sets the following targets for determining planning applications:

- a. 60% of major applications within 13 weeks
- b. 65% of minor applications within 8 weeks
- c. 80% of other applications within 8 weeks

Haringey has set its own challenging targets for 2008/09 in relation to NI 157. These are set out in Planning Policy & Development (PPD) Business Plan 2008-11 and are to determine:

- a. 82% of major applications within 13 weeks
- b. 85% of minor applications within 8 weeks
- c. 90% of other applications within 8 weeks

## **Appendix I**

### **Explanation of categories**

The NI 157 indicator covers planning applications included in the DCLG PS1/2 statutory return.

It *excludes* the following types of applications - TPO's, Telecommunications, Reserve Matters and Observations.

The definition for each of the category of applications is as follows:

Major applications -

For dwellings, where the number of dwellings to be constructed is 10 or more  
For all other uses, where the floorspace to be built is 1,000 sq.m. or more, or where the site area is 1 hectare or more.

Minor application -

Where the development does not meet the requirement for a major application nor the definitions of Change of Use or Householder Development.

Other applications -

All other applications, *excluding* TPO's, Telecommunications, Reserve Matters and Observations.

## DEVELOPMENT CONTROL PERFORMANCE STATISTICS

### GRANTED / REFUSAL RATES FOR DECISIONS

#### February 2009 Performance

In February 2009, excluding Certificate of Lawfulness applications, there were 99 applications determined of which:

70% were granted (69 out of 99)

30% were refused (30 out of 99)

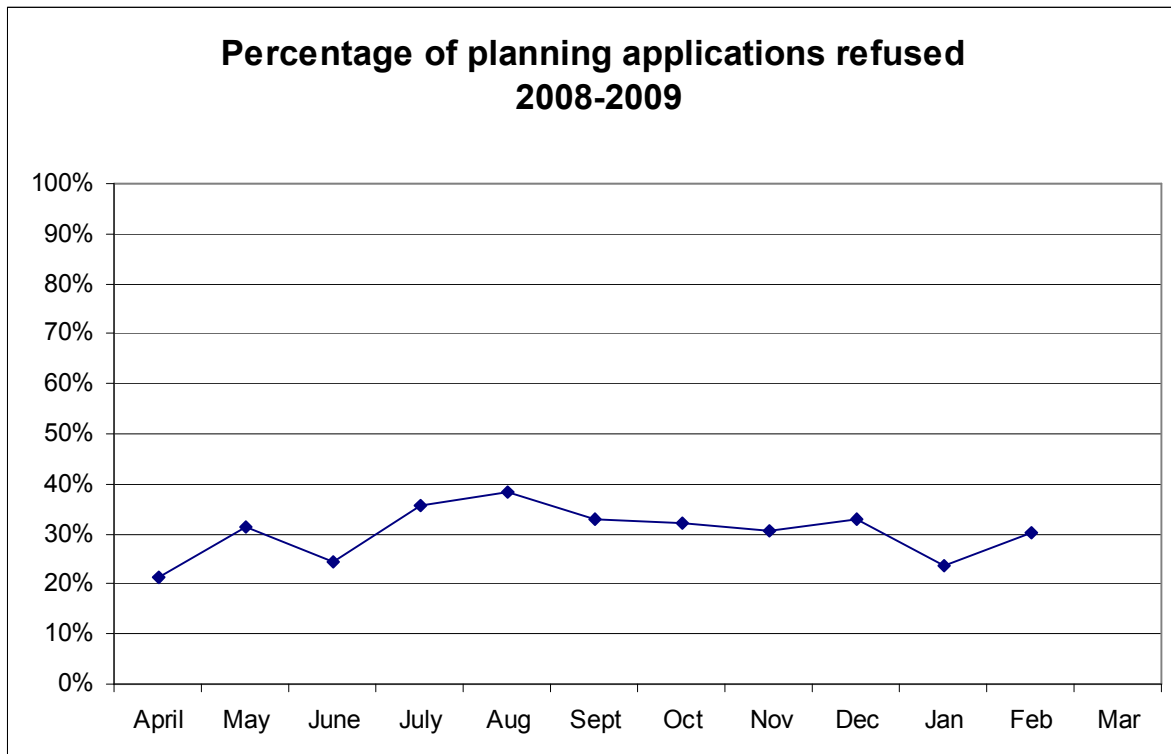
#### Year Performance – 2008/09

In 2008/09 up to the end of February, excluding Certificate of Lawfulness applications, there were 1434 applications determined of which:

70% were granted (1000 out of 1434)

30% were refused (434 out of 1434)

The monthly refusal rate is shown on the following graph:



## DEVELOPMENT CONTROL PERFORMANCE STATISTICS

### LOCAL INDICATOR (FORMERLY BV204) - APPEALS AGAINST REFUSAL OF PLANNING PERMISSION

#### February 2009 Performance

In February 2009 there were 22 planning appeals determined against Haringey's decision to refuse planning permission, with performance being as follows -

18.2% of appeals allowed on refusals (4 out of 22 cases)

81.8% of appeals dismissed on refusals (18 out of 22 cases)

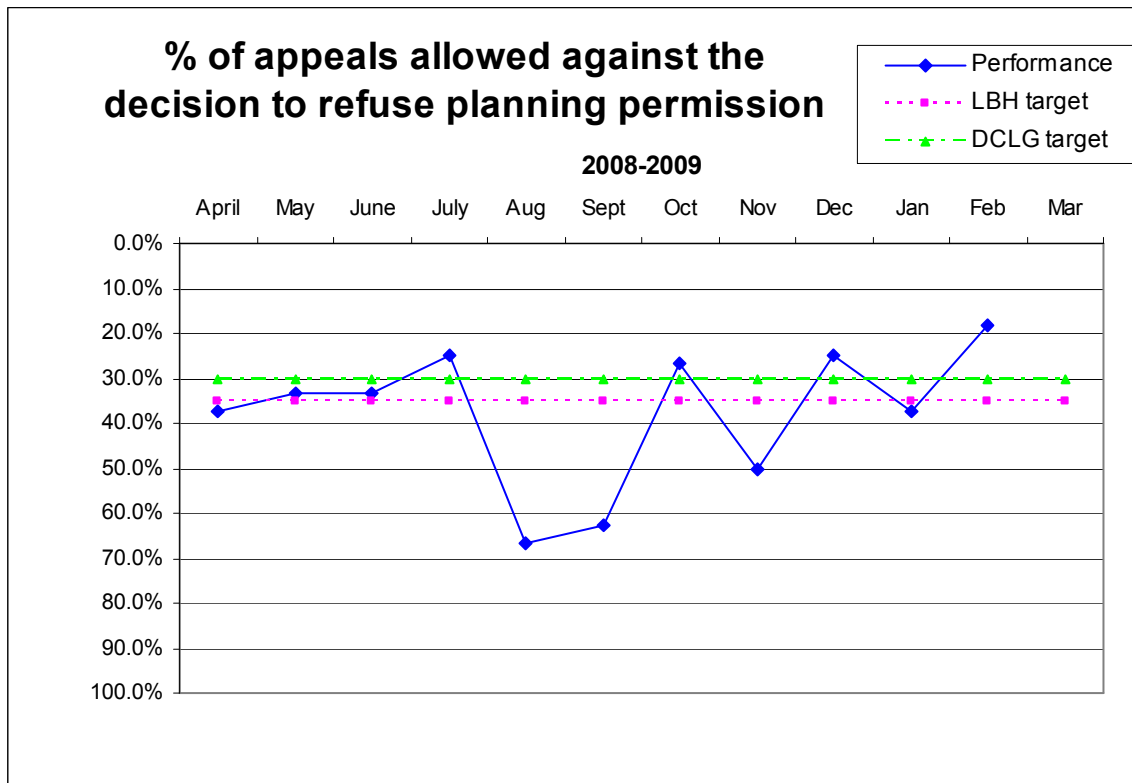
#### Year Performance – 2008/09

In 2008/09 up to the end of February there were 106 planning appeals determined against Haringey's decision to refuse planning permission, with performance being as follows -

34.9% of appeals allowed on refusals (37 out of 106 cases)

65.1% of appeals dismissed on refusals (69 out of 106 cases)

The monthly performance is shown in the following graph:



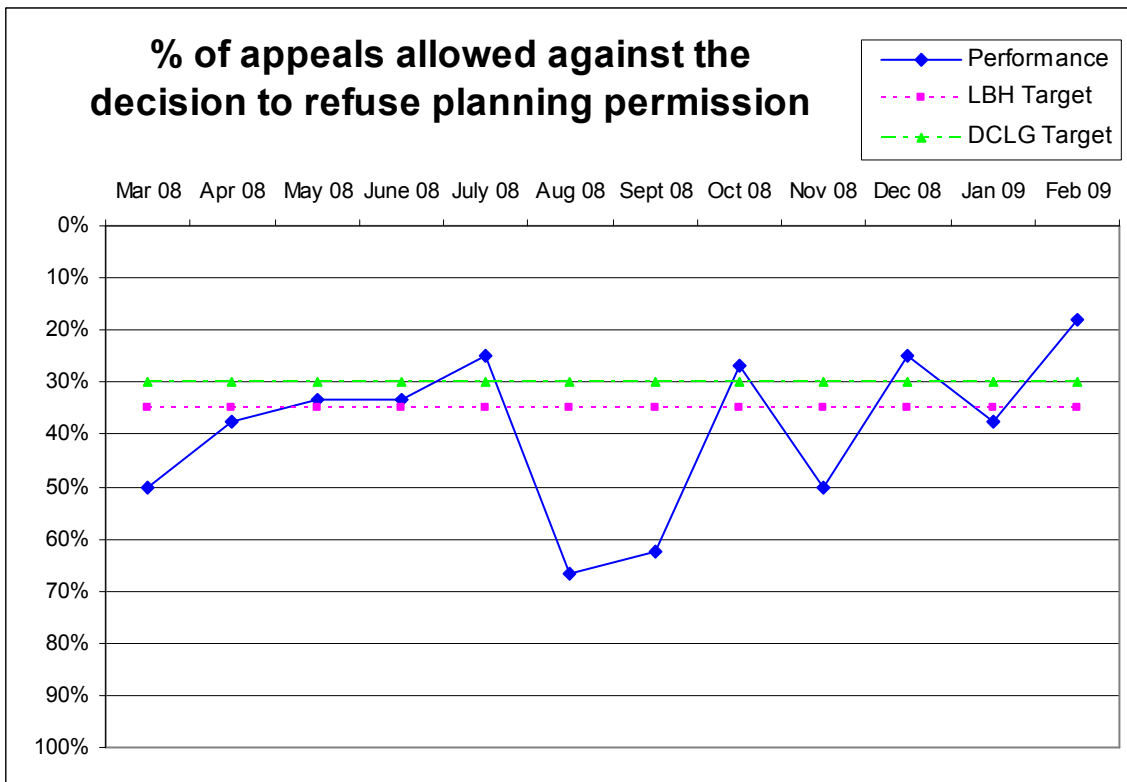
## Last 12 months performance – March 2008 to February 2009

In the 12 month period March 2008 to February 2009 there were 108 planning appeals determined against Haringey's decision to refuse planning permission, with performance being as follows -

35.2% of appeals allowed on refusals (38 out of 108 cases)

64.8% of appeals dismissed on refusals (70 out of 108 cases)

The monthly performance for this period is shown in the following graph:



## **Background/Targets**

BV204 is not included in DCLG's National Indicators for 2008/09. However it has been retained as a local indicator.

It sets a target for the percentage of appeals allowed against the authority's decision to refuse planning permission.

The target that was set by DCLG in 2007/08 was 30%^

Haringey has set its own target for 2008/09 in relation to this local indicator. This is set out in PPD Business Plan 2008-11.

The target set by Haringey for 2008/09 is 35%

*(^ The lower the percentage of appeals allowed the better the performance)*